

## OLC: Assessment Allowing access to assessment only

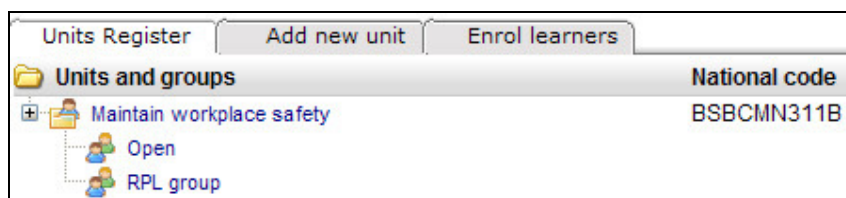
Sometimes you may want a learner to see the assessment only. For example they may take a challenge test as a form of RPL. In this instance, you can deny them access to any learning material that you have online for the unit.

The process for doing this is quite easy. Essentially you create a special group in the unit and deny access to the learning material to that group. If they do not pass the challenge test, you can give them access to the learning material at a later date.

You will need Administrator access to the OLC and Manager access to the unit to complete this process.

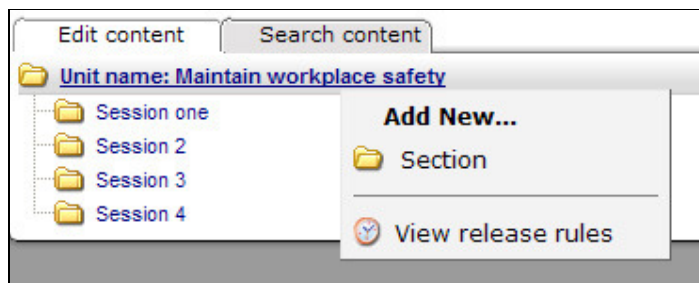
### Step 1:

Administrator creates a new group for the unit in Units Register. In this example the new group has been named RPL group.



### Step 2:

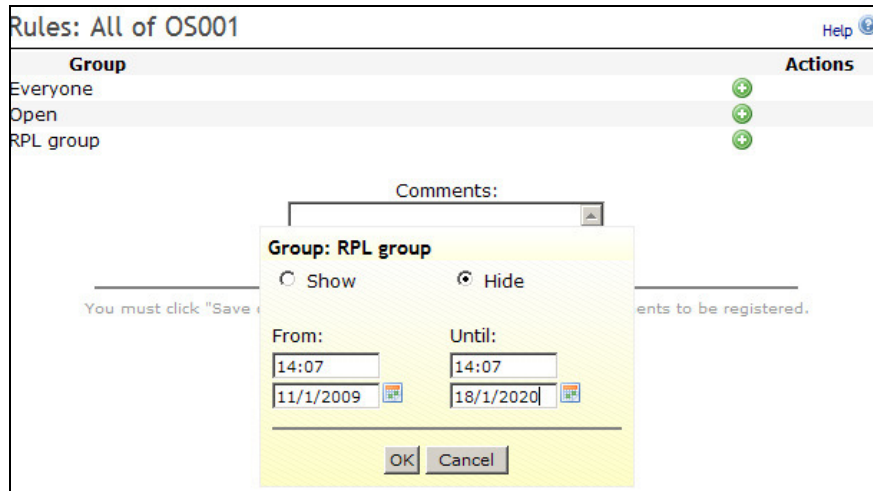
As a manager, go to the Content tree for the unit that has the RPL group and select *View release rules* at the root level (Unit name). The Content tree contains the learning material.



**Step 3:**

Set a rule for the RPL group. Tell the Selective release rule to hide the material from this group until a much later date. In this example it has been set to 2010.

Anyone enrolled in the RPL group will be able to access everything in the unit except learning material. However, anyone enrolled in the Open group will still see the learning material.



**Step 4:**

Administrator must enrol learners who are not to see the learning material in the RPL group.

